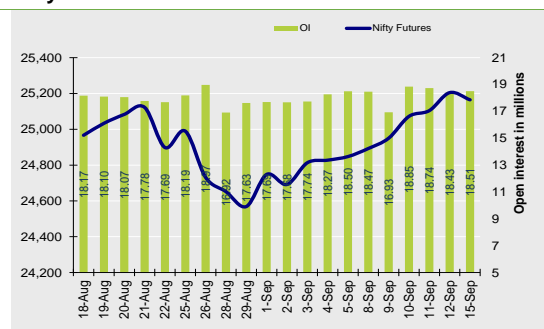


Nifty Snapshot

	Close	Prv Cl.	Ab chg	% chg
Spot	25,069.20	25,114.00	-44.80	-0.18
Futures	25,164.70	25,205.00	-40.30	-0.16
OI(ml shr)	18.51	18.43	0.08	0.45
Vol (lots)	37881	47267	-9386	-19.86
COC	95.50	91.00	4.50	4.9
PCR-OI	1.08	1.29	-0.21	-15.9

Nifty Futures Price v/s OI



Institutional Activity in previous trading session

(in Rs cr.)	Buy	Sell	Net
Index Futures	1195.91	973.48	222.43
Index Options	805710.53	810140.86	-4430.33
Stock Futures	12192.60	13854.52	-1661.92
Stock Options	22792.63	22967.94	-175.31
FII Cash	8,169.16	9,437.75	-1,268.59
DII Cash	10,173.17	8,239.84	1,933.33

Net FII Activity (in Rs cr.)

Date	Idx Fut	Stk Fut	Idx Opt	Cash
13-Sep	222.4	-1661.9	-4430.3	-1269
12-Sep	1977.8	1059.3	8573.6	1556
11-Sep	635.6	-2774.9	7294.9	-3472
10-Sep	698.4	254.8	-13441.4	-116
9-Sep	280.2	-251.4	-5498.6	2050
8-Sep	9.2	1262.1	9424.0	-2170

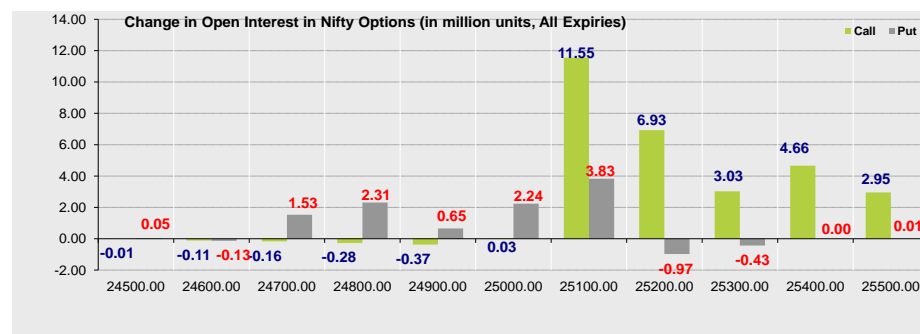
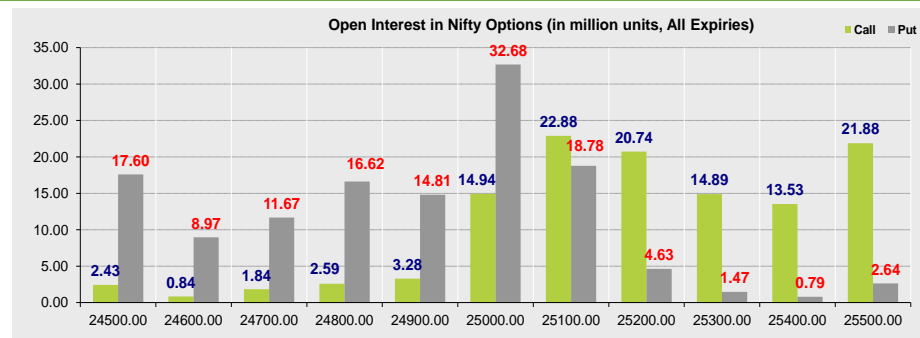
Technical Pivot (Intraday):

	S2	S1	PIVOT	R1	R2
NIFTY	25115	25140	25170	25195	25230
BANKNIFTY	54935	55025	55110	55200	55280

Summary

- Indian markets closed on a flattish note where selling was mainly seen in IT, Pharma, Automobile. Nifty Sept Futures closed at 25205.00 (up 100.50 points) at a premium of 91.00 pts to spot.
- FII's were net sellers in Cash to the tune of 1268.59 Cr and were net buyers in index futures to the tune of 222.43 Cr.
- India VIX increased by 2.71% to close at 10.40 touching an intraday high of 10.68.

Open Interest in Nifty Options:



- The above second chart shows previous trading day's change in Nifty options where Additions in OI were seen in 25100, 25200, 25300, 25400 strike Calls and at 24800, 24900, 25000 strike Puts indicating market is likely to remain range bound in the near term.
- Highest OI build-up is seen at 25100 strike Calls and 25000 strike Puts, to the tune of 22.88mn and 32.68mn respectively.

Outlook on Nifty:

Index is likely to open on a flat note today and is likely to remain positive during the day.

(Price is in Rs; OI is in million units; Price chg and OI chg are in percentage) **NB RESEARCH**

Fresh Longs seen in:

Scrip	Price	Price chg	OI	OI Chg
ANGELONE	2257.4	1.3	4.9	16.1
PPLPHARMA	204.2	1.3	12.7	8.4
RVNL	344.3	2.4	39.0	7.0

Short Covering seen in:

Scrip	Price	Price chg	OI	OI Chg
NBCC	108.1	1.3	64.0	-6.0
NHPC	86.8	3.7	54.0	-5.7
HFCL	74.0	1.1	124.0	-5.7

Fresh Shorts seen in:

Scrip	Price	Price chg	OI	OI Chg
MAZDOCK	2932.4	-0.1	3.3	6.4
SHREECEM	29425.0	-1.0	0.3	5.6
BANDHANBNK	162.4	-1.9	85.8	5.0

Long Unwinding seen in:

Scrip	Price	Price chg	OI	OI Chg
SRF	2954.2	-0.8	2.9	-2.0
HCLTECH	1469.2	-0.1	19.6	-1.8
RBLBANK	272.8	-0.4	74.4	-1.5

NIFTY50 Options OI (CE OI = Resistance) (PE OI = Support)

Symbol	Highest CE OI	Highest PE OI	CMP
ADANIENT	2400	2600	2392
ADANIPTS	1400	1400	1401
APOLLOHOSP	7900	7800	7839
ASIANPAINT	2600	2500	2509
AXISBANK	1100	1100	1108
BAJAJ-AUTO	9500	9000	9042
BAJAJFINSV	2100	2000	2090
BAJFINANCE	1020	1000	1013
BEL	400	400	400
BHARTIARTL	1920	1900	1910
CIPLA	1600	1600	1555
COALINDIA	400	390	397
DRREDDY	1300	1300	1299
EICHERMOT	6900	6500	6832
ETERNAL	320	320	325
GRASIM	2800	2800	2815
HCLTECH	1500	1400	1469
HDFCBANK	1000	970	970
HDFCLIFE	800	760	778
HINDALCO	750	700	757
HINDUNILVR	2800	2600	2587
ICICIBANK	1430	1400	1423
INDIGO	5800	5700	5722
INFY	1540	1500	1512
ITC	420	410	414

NIFTY50 Options OI (CE OI = Resistance) (PE OI = Support)

Symbol	Highest CE OI	Highest PE OI	CMP
JIOFIN	320	310	317
JSWSTEEL	1200	1000	1106
KOTAKBANK	2000	1960	1980
LT	3600	3600	3600
M&M	3600	3300	3547
MARUTI	15000	15000	15309
MAXHEALTH	1200	1300	1179
NESTLEIND	1200	1200	1215
NTPC	340	330	333
ONGC	240	235	233
POWERGRID	290	280	288
RELIANCE	1400	1400	1403
SBILIFE	1900	1800	1824
SBIN	820	800	828
SHRIRAMFIN	700	600	627
SUNPHARMA	1620	1400	1608
TATACONSUM	1200	970	1105
TATAMOTORS	720	700	715
TATASTEEL	170	160	170
TCS	3200	3100	3119
TECHM	1580	1480	1523
TITAN	3700	3600	3542
TRENT	5600	5200	5156
ULTRACEMCO	13000	12000	12459
WIPRO	260	250	252

OI against MWPL				
Symbol	MWPL	Open Interest	Limit for next day	% OI
ANGELONE	12863513	13268000	Ban	103%
HFCL	197306132	181644900	Ban	92%
OFSS	4769908	4324125	Ban	91%
RBLBANK	121801958	102469950	Ban	84%
TITAGARH	16037381	13221825	2013686	82%
PNBHOUSING	37416542	30446650	5099064	81%
SAMMAANCAP	163102628	124055000	30892496	76%
NMDC	689383367	517752000	137162198	75%
LICHSGFIN	60244101	42987000	14244895	71%
NATIONALUM	178967755	126892500	43126867	71%
BANDHANBNK	190337283	129855600	50964818	68%
SAIL	289148547	192535500	82155619	67%
UPL	112304777	73748585	32940953	66%
PNB	687763516	420368000	233007340	61%
INDUSINDBK	125074379	75811400	43009260	61%
EXIDEIND	91809066	54907200	32311412	60%
BDL	18382289	10919025	6544149	59%
BSE	64513850	38089500	23198657	59%
RVNL	113255281	66596750	40995766	59%
ABCAPITAL	163088564	94776300	60157835	58%
KALYANKJIL	76736012	44384450	28514761	58%
LTF	169036274	96629072	63955388	57%
CONCOR	68852343	39340000	26069725	57%
IDEA	16128051291	9183965700	6137683026	57%
PGEL	31863579	18014500	12255900	57%
CANBK	672420574	374172750	264626795	56%
HUDCO	100095000	55613775	39476475	56%
CDSL	35530000	19663575	14089925	55%
TATAELXSI	6987155	3850500	2787297	55%
TATATECH	36328758	19942400	14569920	55%
PATANJALI	67786850	37035900	27361607	55%
BANKBARODA	372635498	200046600	153957123	54%
BIOCON	121308233	64280000	50962821	53%

[illegible]

Derivative Recommendations:

Stock Name	Call (Buy/Sell)	Entry price	Targets	Stop Loss	Duration	Status
PNBHOUSING 840CE	Buy	21	31	16	1-2 Days	Open

FROM THE EQUITY DERIVATIVE DESK:

NIRAV HARISH CHHEDA
AVP - DERIVATIVES AND TECHNICAL RESEARCH
E-Mail: nirav.chheda@nirmalbang.com
Tel no: 6273-8199/8000

AMIT BHUPTANI
SNR.DERIVATIVES AND TECHNICAL RESEARCH ANALYST
E-Mail: amit.bhuptani@nirmalbang.com
Tel no: 6273-8242/8000

DISCLOSURES

Research Reports that are published by Nirmal Bang Securities Private Limited (hereinafter referred to as "NBSPL") are for private circulation only. NBSPL is a registered Research Analyst under SEBI (Research Analyst) Regulations, 2014 having Registration no. INH000001766. NBSPL is also a registered Stock Broker with National Stock Exchange of India Limited, BSE Limited, Metropolitan Stock Exchange of India Limited, Multi Commodity Exchange of India Limited, National Commodity and Derivative Exchange Limited and Indian Commodity Exchange Limited in cash and Equity and Commodities derivatives segments.

NBSPL has other business divisions with independent research teams separated by Chinese walls, and therefore may, at times, have different or contrary views on stocks and markets.

NBSPL or its associates have not been debarred / suspended by SEBI or any other regulatory authority for accessing / dealing in securities Market. NBSPL, its associates or analyst or his relatives do not hold any financial interest (Except Investment) in the subject company. NBSPL or its associates or Analyst do not have any conflict or material conflict of interest at the time of publication of the research report with the subject company. NBSPL or its associates or Analyst or his relatives may or may not hold beneficial ownership of 1% or more in the subject company at the end of the month immediately preceding the date of publication of this research report.

NBSPL or its associates / analyst has not received any compensation / managed or co-managed public offering of securities of the company covered by Analyst during the past twelve months. NBSPL or its associates have not received any compensation or other benefits from the company covered by Analyst or third party in connection with the research report. Analyst has not served as an officer, director or employee of Subject Company. NBSPL / analyst has not been engaged in market making activity of the subject company.

Analyst Certification: The research analysts and authors of these reports, hereby certify that the views expressed in this research report accurately reflects my/our personal views about the subject securities, issuers, products, sectors or industries. It is also certified that no part of the compensation of the analyst(s) was, is, or will be directly or indirectly related to the inclusion of specific recommendations or views in this research. The analyst(s) principally responsible for the preparation of this research report and has taken reasonable care to achieve and maintain independence and objectivity in making any recommendations.

DISCLAIMER

This report is for the personal information of the authorized recipient and does not construe to be any investment, legal or taxation advice to you. NBSPL is not soliciting any action based upon it. Nothing in this research shall be construed as a solicitation to buy or sell any security or product, or to engage in or refrain from engaging in any such transaction. In preparing this research, we did not take into account the investment objectives, financial situation and particular needs of the reader.

This research has been prepared for the general use of the clients of NBSPL and must not be copied, either in whole or in part, or distributed or redistributed to any other person in any form. If you are not the intended recipient you must not use or disclose the information in this research in any way. Though disseminated to all the customers simultaneously, not all customers may receive this report at the same time. NBSPL will not treat recipients as customers by virtue of their receiving this report. This report is not directed or intended for distribution to or use by any person or entity resident in a state, country or any jurisdiction, where such distribution, publication, availability or use would be contrary to law, regulation or which would subject NBSPL & its group companies to registration or licensing requirements within such jurisdictions.

The report is based on the information obtained from sources believed to be reliable, but we do not make any representation or warranty that it is accurate, complete or up-to-date and it should not be relied upon as such. We accept no obligation to correct or update the information or opinions in it. NBSPL or any of its affiliates or employees shall not be in any way responsible for any loss or damage that may arise to any person from any inadvertent error in the information contained in this report. NBSPL or any of its affiliates or employees do not provide, at any time, any express or implied warranty of any kind, regarding any matter pertaining to this report, including without limitation the implied warranties of merchantability, fitness for a particular purpose, and non-infringement. The recipients of this report should rely on their own investigations.

This information is subject to change without any prior notice. NBSPL reserves its absolute discretion and right to make or refrain from making modifications and alterations to this statement from time to time. Nevertheless, NBSPL is committed to providing independent and transparent recommendations to its clients, and would be happy to provide information in response to specific client queries.

Before making an investment decision on the basis of this research, the reader needs to consider, with or without the assistance of an adviser, whether the advice is appropriate in light of their particular investment needs, objectives and financial circumstances. There are risks involved in securities trading. The price of securities can and does fluctuate, and an individual security may even become valueless. International investors are reminded of the additional risks inherent in international investments, such as currency fluctuations and international stock market or economic conditions, which may adversely affect the value of the investment. Opinions expressed are subject to change without any notice. Neither the company nor the director or the employees of NBSPL accept any liability whatsoever for any direct, indirect, consequential or other loss arising from any use of this research and/or further communication in relation to this research. Here it may be noted that neither NBSPL, nor its directors, employees, agents or representatives shall be liable for any damages whether direct or indirect, incidental, special or consequential including lost revenue or lost profit that may arise from or in connection with the use of the information contained in this report.

Copyright of this document vests exclusively with NBSPL. Our reports are also available on our website www.nirmalbang.com